


Statistics

The table shows peoples favourite sports:

Sport	Number of people
tennis	5
football	10
swimming	9
rugby	2

Use the information above to complete the bar chart.

Favourite Sports



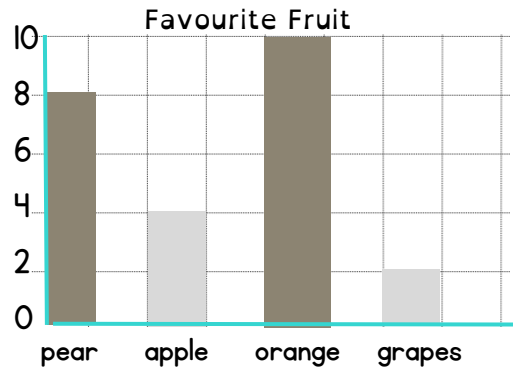
Flavour	Ice creams sold
Chocolate	
Vanilla	
Mint	

KEY: = 2 ice creams

How many chocolate ice creams were sold?

How many more mint ice creams were sold than vanilla ice creams?

How many ice creams were sold altogether?



Which fruit is the most popular?

Which fruit is the least popular?

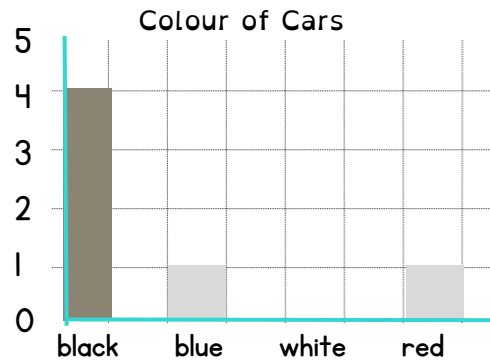
How many people liked grapes?

How many more people liked oranges than apples?

Sport	Number of goals	Total
Sue		
Jack		7
Mark		
Jan		9

Complete the table.

How many goals were scored in total?



There are 3 white cars. Draw a bar to show this.

How many cars altogether?

Favourite Fruit

Which fruit is the most popular? **orange**
 Which fruit is the least popular? **grapes**
 How many people liked grapes? **2**
 How many more people liked oranges than apples? **6**

Flavour	Ice creams sold
Chocolate	
Vanilla	
Mint	

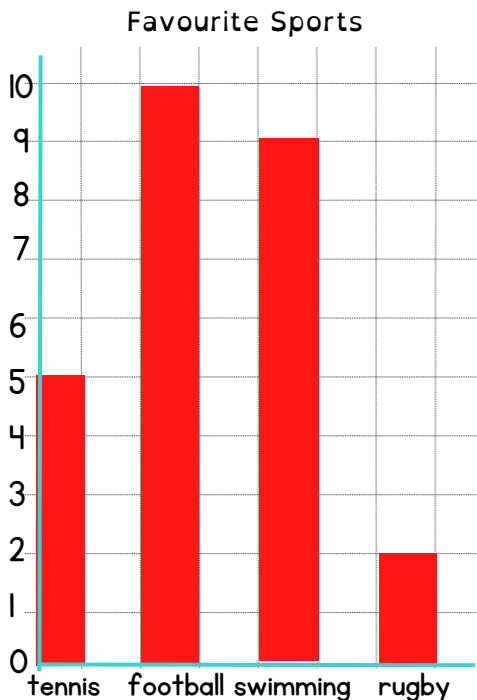
KEY: = 2 ice creams

How many chocolate ice creams were sold? **10**
 How many more mint ice creams were sold than vanilla ice creams? **1**
 How many ice creams were sold altogether? **20**

The table shows peoples favourite sports:

Sport	Number of people
tennis	5
football	10
swimming	9
rugby	2

Use the information above to complete the bar chart.



Sport	Number of goals	Total
Sue		5
Jack		7
Mark		3
Jan		9

Complete the table.
 How many goals were scored in total? **24**

Colour of Cars

There are 3 white cars. Draw a bar to show this.
 How many cars altogether? **9**