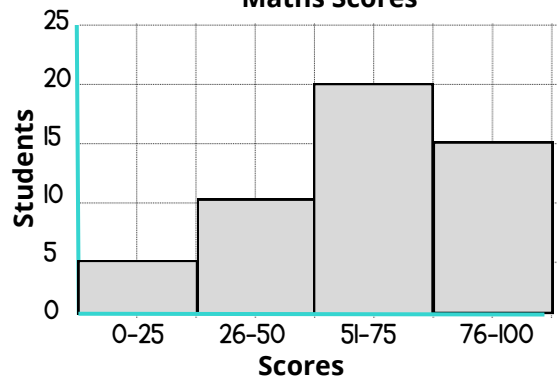


# Statistics

**Maths Scores**



- How many students scored more than 75 marks?
- How many more students scored between 51 and 75 marks than 76 and 100 marks?
- How many students scored less than 51 marks?

Flavour	Ice creams sold
Chocolate	
Vanilla	
Mint	

KEY: = 4 ice creams

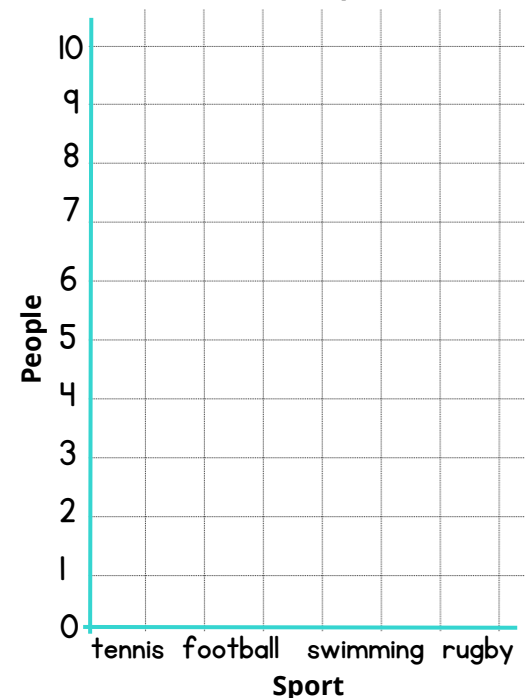
- How many chocolate ice creams were sold?
- How many more mint ice creams were sold than vanilla ice creams?
- How many ice creams were sold altogether?

The table shows 25 peoples favourite sports:  
How many people chose swimming?

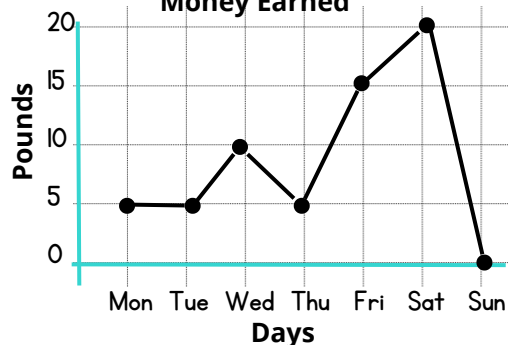
Sport	Number of people
tennis	5
football	10
swimming	
rugby	1

Use the information above to complete the bar chart.

**Favourite Sports**

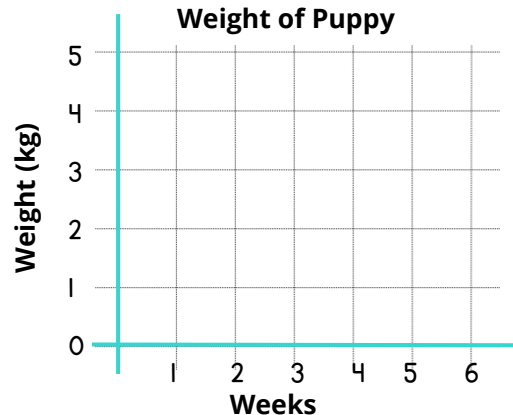


**Money Earned**



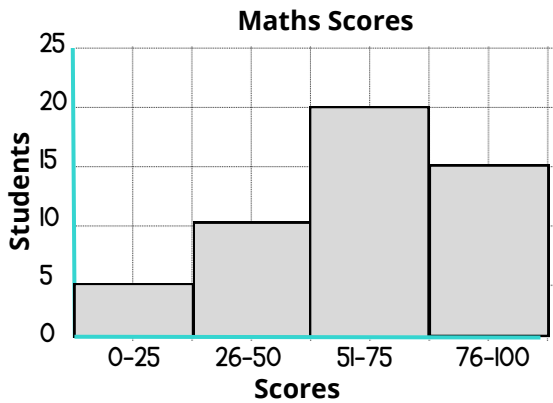
- How much money was earned on Wednesday?
- Which day was the most money earned?
- How much more money was earned Friday than Monday?
- How much money was earned altogether in the week?

**Weight of Puppy**



A vet recorded the weight of a puppy over 6 weeks.  
 Week 1: 1 kg      Week 2: 2kg      Week 3: 3kg  
 Week 4: 3.5kg      Week 5: 4.5kg      Week 6: 5kg  
 Plot this data as a line graph.

## YEAR 4: Statistics



How many students scored more than 75 marks? **15**

How many more students scored between 51 and 75 marks than 76 and 100 marks? **5**

How many students scored less than 51 marks? **15**

Flavour	Ice creams sold
Chocolate	
Vanilla	
Mint	

KEY: = 4 ice creams

How many chocolate ice creams were sold? **18**

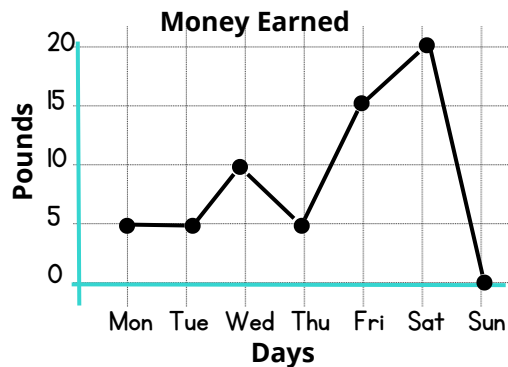
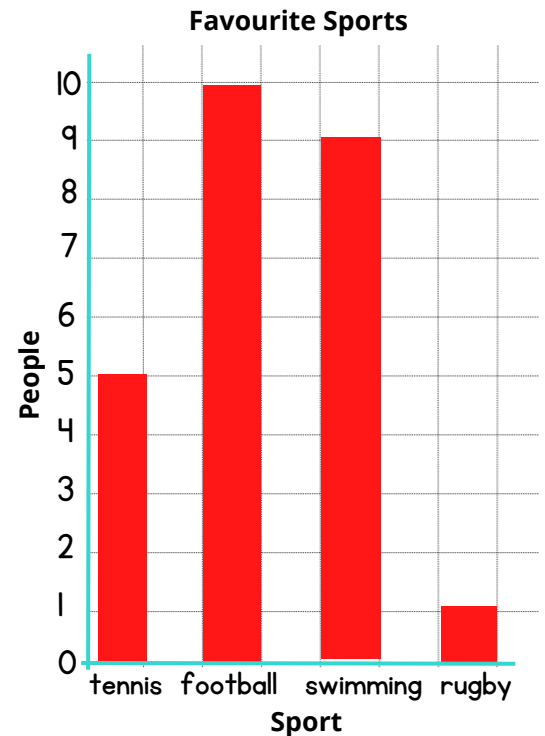
How many more mint ice creams were sold than vanilla ice creams? **6**

How many ice creams were sold altogether? **40**

The table shows 25 peoples favourite sports:  
How many people chose swimming?

Sport	Number of people
tennis	5
football	10
swimming	<b>9</b>
rugby	1

Use the information above to complete the bar chart.

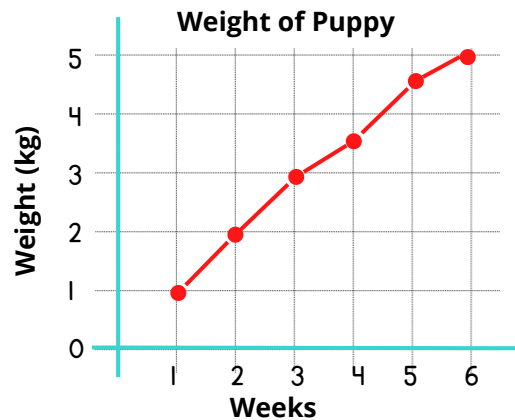


How much money was earned on Wednesday? **£10**

Which day was the most money earned? **Saturday**

How much more money was earned Friday than Monday? **£10**

How much money was earned altogether in the week? **£60**



A vet recorded the weight of a puppy over 6 weeks.

Week 1: 1 kg      Week 2: 2kg      Week 3: 3kg

Week 4: 3.5kg      Week 5: 4.5kg      Week 6: 5kg

Plot this data as a line graph.